



## ENVIRONMENTAL PRODUCT DECLARATION

In accordance with ISO 14025:2006 and  
EN 15804:2012+A2:2019/AC:2021 for:

## VARIO® KB1 single sided adhesive tape

**Date of publication: 2023/12/30**

**Validity: 5 years**

**Valid until: 2028/12/30**

**Scope of the EPD®: Europe**



THE INTERNATIONAL EPD® SYSTEM

The International EPD® System,  
[www.environdec.com](http://www.environdec.com)  
EPD International AB

Registration number: S-P-12184



## General information

### Company information

**Owner of the declaration:** Saint-Gobain ISOVER

**Programme used:** EN 15804:2012+A2:2019/AC:2021 Sustainability of construction works – Environmental product declaration - core rules for the product category of construction product and The International EPD® System

**PCR identification:** PCR 2019:14 version 1.2.5 for Construction products

**UN CPC CODE:** 3695 Builders' ware of plastics n.e.c.

**Product name and location of production site:** VARIO® KB1 is manufactured in Germany and commercialized by Saint-Gobain ISOVER

**EPD® prepared by:** Aymeric.Collard (Marketing and Development central team) and Patricia Jimenez Diaz (Saint-Gobain LCA central team)

**Contact:** Aymeric.collard@saint-gobain.com, Patricia.jimenezdiaz@saint-gobain.com

**Geographical scope of the EPD®:** Europe

**EPD® registration number:** S-P-12184

**Declaration issued:** 2023/12/30 valid until: 2028/12/30

**Demonstration of verification:** an independent verification of the declaration was made, according to ISO 14025:2006. This verification was external and conducted by the following third party based on the PCR mentioned above.

### Programme information

**PROGRAMME:** The International EPD® System

**ADDRESS:** EPD International AB - Box 210 60 - SE-100 31 Stockholm - Sweden

**WEBSITE:** [www.environdec.com](http://www.environdec.com)

**E-MAIL:** [info@environdec.com](mailto:info@environdec.com)

CEN standard EN 15804:2012 + A2:2019 serves as the Core Product Category Rules (PCR)

**Product category rules (PCR):** PCR 2019:14 Construction Products, version 1.2.5

**PCR review was conducted by:** The Technical Committee of the International EPD® System. See [www.environdec.com](http://www.environdec.com) for a list of members.

**Review chair:** Claudia A. Peña. University of Concepción, Chile. The review panel may be contacted via the Secretariat [www.environdec.com/contact](http://www.environdec.com/contact) - Contact via [info@environdec.com](mailto:info@environdec.com)

**Independent third-party verification of the declaration and data, according to ISO 14025:2006:**

EPD process certification     EPD verification

**Third party verifier:** Marcel Gomez (Marcel Gómez Consultoria Ambiental, [info@marcelgomez.com](mailto:info@marcelgomez.com))

Approved by: The International EPD® System

**Procedure for follow-up of data during EPD validity involves third part verifier:**  Yes     No

The EPD owner has the sole ownership, liability, and responsibility for the EPD.

EPDs within the same product category but registered in different EPD programmes, or not compliant with EN 15804, may not be comparable. For two EPDs to be comparable, they must be based on the same PCR (including the same version number) or be based on fully-aligned PCRs or versions of PCRs; cover products with identical functions, technical performances and use (e.g. identical declared/functional units); have equivalent system boundaries and descriptions of data; apply equivalent data quality requirements, methods of data collection, and allocation methods; apply identical cut-off rules and impact assessment methods (including the same version of characterisation factors); have equivalent content declarations; and be valid at the time of comparison. For further information about comparability, see EN 15804 and ISO 14025.

## Product description

### Product description and description of use

This Environmental Product Declaration (EPD®) describes the environmental impacts 1 linear metre of adhesive tape installed and considering a lifetime of 50 years.

This EPD applies for one specific product coming from one single plant.

The VARIO® KB1 is an airtightness adhesive tape for sealing membrane to membrane connections. Improved application features such as split backing and easy to tear materials make this tape easier and faster to use.

As part of the VARIO system - prevents mould and mildew growth by reducing the potential for moisture accumulation

### Technical data/physical characteristics:

Reaction to fire (Euroclass): E (DIN 13984)

### Declaration of the main product components and/or materials

Description of the main components and/or materials for 1 linear metre of adhesive tape for the calculation of the EPD®:

PARAMETER	VALUE
Quantity per 1 linear metre	19 g of adhesive tape and 6 g of liner
Packaging for the transportation and distribution	Cardboard core: 0.87 g Side flange cardboard: 0.1 g Side flange PE: 0.07 g Cardboard box: 1 g Cardboard underlay: 0.05 g Stretch PE film: 0.5 g Cardboard edge protection: 0.1 g Wooden pallet: 0.83 g Label: 0.0002 g
Product used for the Installation	none

### Description of the main product components and/or materials:

Product components	Weight (%)	Post-consumer material weight (%)	Biogenic material weight - %
Carrier	25 - 40%	0%	43,6%
Adhesive	40 - 50%	0%	0,0%
Liner	20- 28%	0%	43,2%
Sum	100%	0%	
Packaging materials	Weight (%)	Weight-% (vs the product)	Biogenic material, weight-kg C/kg
Cardboard core	25%	3,45%	0,0004
Side flange cardboard	3%	0,40%	0,0000
Side flange PE	2%	0,28%	0,0000
Cardboard box	28%	3,97%	0,0004
Cardboard underlay	1%	0,20%	0,0000
Stretch PE film	14%	1,98%	0,0000
Cardboard edge protection	3%	0,40%	0,0000

Wooden pallet	24%	3,29%	0,0003
Label	0%	0,00%	0,0000

During the life cycle of the product any hazardous substance listed in the “Candidate List of Substances of Very High Concern (SVHC) for authorization” has not been used in a percentage higher than 0.1% of the weight of the product.

The verifier and the programme operator do not make any claim nor have any responsibility of the legality of the product.

## LCA calculation information

<b>TYPE OF EPD</b>	Cradle-to-gate with options, module C1-C4, module D and optional modules A4-A5 and B1-B7
<b>DECLARED UNIT</b>	1 linear metre of adhesive tape installed with a lifetime of 50 years
<b>SYSTEM BOUNDARIES</b>	Mandatory stages: A1-A3, C1-C4 and D; Optional stages: A4-A5, B1-B7
<b>REFERENCE SERVICE LIFE (RSL)</b>	The Reference Service Life (RSL) of the insulation product is 50 years. This 50-year value is the amount of time that we recommend our products last for without refurbishment and corresponds to standard building design life.
<b>CUT-OFF RULES</b>	Life Cycle Inventory data shall according to EN 15804 include a minimum of 95% of total inflows (mass and energy) per module. Flows related to human activities such as employee transport are excluded. Transportation in-site is excluded The construction of plants, production of machines and transportation systems are excluded
<b>ALLOCATIONS</b>	Allocation criteria are based on mass. The polluter pays and modularity principles have been followed.
<b>GEOGRAPHICAL COVERAGE AND TIME PERIOD</b>	Scope: Europe Data is collected from Germany plant Data collected from the year 2020
<b>BACKGROUND DATA SOURCE</b>	The databases Gabi 2022.1 and ecoinvent v.3.6
<b>SOFTWARE</b>	GaBi 10

According to EN 15804:2012+A2:2019/AC:2021, EPDs of construction products may not be comparable if they do not comply with this standard. According to ISO 21930:2017, EPDs might not be comparable if they are from different programs.

## LCA scope

System boundaries (X=included. MND=module not declared)

	PRODUCT STAGE			CONSTRUCTION STAGE		USE STAGE							END OF LIFE STAGE				BENEFITS AND LOADS BEYOND THE SYSTEM BOUNDARY
	Raw material supply	Transport	Manufacturing	Transport	Construction-Installation process	Use	Maintenance	Repair	Replacement	Refurbishment	Operational energy use	Operational water use	De-construction demolition	Transport	Waste processing	Disposal	Reuse-recovery
Module	A1	A2	A3	A4	A5	B1	B2	B3	B4	B5	B6	B7	C1	C2	C3	C4	D
Modules declared	X	X	X	X	X	X	X	X	X	X	X	X	X	X	X	X	X
Geography	EU	EU	DE	EU	EU	EU	EU	EU	EU	EU	EU	EU	EU	EU	EU	EU	EU
Specific data used	>90% GWP-GHG																
Variation products	0%																
Variation sites	0%																

## Life cycle stages



### A1-A3, Product stage

**Description of the stage:** the product stage of the tape products is subdivided into 3 modules A1, A2 and A3 respectively “raw material supply”, “transport to manufacturing” and “manufacturing”.

The aggregation of the modules A1, A2 and A3 is a possibility considered by the EN 15804 standard. This rule is applied in this EPD.

### A1, Raw materials supply

This module takes into account the extraction and processing of all raw materials and energy which occur upstream to the studied manufacturing process.

Specifically, the raw material supply covers production of paper for the carrier and liner as well as the adhesive.

### A2, Transport to the manufacturer

The raw materials are transported to the manufacturing site. In our case, the modeling include: road, sea and rail (average values) of each raw material.

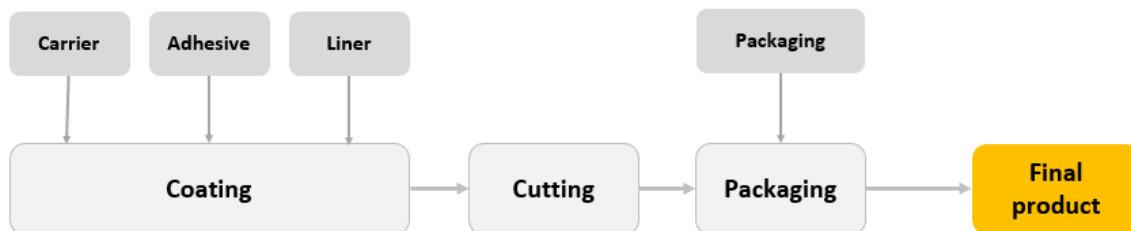
### A3, Manufacturing

This module includes the manufacturing of the product and packaging. A loss rate is considered at this step as well as the amount of packaging waste.

The manufacturing process takes place in several stages, the first and most important of which involves coating the adhesive resin between the substrate (carrier) and the protective film (liner). This stage consumes natural gas to evaporate the solvent, which is then recycled. Electricity is used to powering the line (conveyor belt, etc.). After an inspection stage, the strip is cut, and then packaged in individual rolls. A simplified diagram of the manufacturing process is below.

## Manufacturing process flow diagram

System diagram:



## A4-A5, Construction process stage

**Description of the stage:** the construction process is divided into 2 modules: A4, transport to the building site and A5, installation in the building. Since there is a product loss during installation, the quantification of raw material compensation (A5) and its transport to the building site (A4) are considered.

**A4, Transport to the building site:** This module includes transport from the production gate to the building site. Transport is calculated based on a scenario with the parameters described in the following table.

PARAMETER	VALUE
Fuel type and consumption of vehicle or vehicle type used for transport e.g. long distance truck, boat, etc.	Freight truck, maximum load weight of 24 t and consumption of 0.38 liters per km
Distance	1500 km
Capacity utilisation (including empty returns)	100% of the capacity in volume



	30% of empty returns
<b>Bulk density of transported products</b>	679 kg per pallet and 33 pallet per truck
<b>Volume capacity utilisation factor</b>	1

**A5, Installation in the building:** this module includes:

PARAMETER	VALUE/DESCRIPTION
<b>Materials for installation (specified by materials)</b>	None
<b>Water use</b>	None
<b>Other resource use</b>	None
<b>Quantitative description of energy type regional mix) and consumption during the installation process</b>	None
<b>Wastage of materials on the building site before waste processing, generated by the product's installation (specified by type)</b>	5% of adhesive tape (product) Liner of the product: 6 g Cardboard core: 0.87 g Side flange cardboard: 0.1 g Side flange PE: 0.07 g Cardboard box: 1 g Cardboard underlay: 0.05 g Stretch PE film: 0.5 g Cardboard edge protection: 0.1 g Wooden pallet: 0.83 g Label: 0.0002 g
<b>Distance</b>	50 km to landfill by truck
<b>Output materials (specified by type) as results of waste processing at the building site e.g. of collection for recycling, for energy recovering, disposal (specified by route)</b>	The liner is sent to landfill (100%) Cardboard packaging waste is sent to landfill (19%), recycling (57%) and incineration without energy recovery (24%). Wooden pallets packaging waste is sent to landfill (13%), recycling (7%) and incineration with energy recovery (80%). Polyethylene (low-density) packaging waste is sent to landfill (44.4%) and incineration without energy recovery (55.6%)

## B1-B7, Use stage (excluding potential savings)

Description of the stage: the use stage is divided into the following modules:

- B1: Use
- B2: Maintenance
- B3: Repair
- B4: Replacement
- B5: Refurbishment
- B6: Operational energy use
- B7: Operational water use

### Description of the scenarios and additional technical information:

The product has a reference service life of 50 years. This assumes that the product will last in situ with no requirements for maintenance, repair, replacement, or refurbishment throughout this period. Therefore, it has no impact at this stage.

## C1-C4, End of Life Stage

Description of the stage: this stage includes the next modules:

### C1, Deconstruction, demolition

The de-construction and/or dismantling of tapes take part of the demolition of the entire building. There are not inputs or outputs quantified in this step.

### **C2, Transport to waste processing**

The model use for the transportation (see A4, transportation to the building site) is applied.

### **C3, Waste processing for reuse, recovery and/or recycling**

The product is considered to be landfilled without reuse, recovery or recycling.

### **C4, Disposal**

The product is assumed to be 100% landfilled.

### **Description of the scenarios and additional technical information:**

<b>PARAMETER</b>	<b>VALUE/DESCRIPTION</b>
<b>Collection process specified by type</b>	The entire product is collected alongside any mixed construction waste. 19 g of adhesive tape
<b>Recovery system specified by type</b>	There is no recovery, recycling or reuse of the product once it has reached its end of life phase.
<b>Disposal specified by type</b>	100% (19 g) of adhesive tape is landfilled
<b>Assumptions for scenario development (e.g. transportation)</b>	The waste going to landfill is transported 50 km by truck from deconstruction/demolition sites to landfill

## **D, Reuse/recovery/recycling potential**

100% of adhesive tape waste is landfilled. There is no reuse, nor recovery, nor recycling of this product. Hence, the benefits and load reported on stage D proceed of the recycling and recovery energy of the packaging materials in stage A5.



## LCA results








As specified in EN 15804:2012+A2:2019/AC:2021 and the Product Category Rules, the environmental impacts are declared and reported using the baseline characterization factors are from the ILCD. Specific data has been supplied by the plant, and generic data come from GABI and ecoinvent databases.

The estimated impact results are only relative statements, which do not indicate the endpoints of the impact categories, exceeding threshold values, safety margins and/or risks.

All emissions to air, water, and soil, and all materials and energy used have been included.











All the results refer to a declared unit of 1 linear metre of adhesive tape installed with a lifetime of 50 years.

## Environmental Impacts









Environmental indicators		PRODUCT STAGE	CONSTRUCTION STAGE		USE STAGE							END OF LIFE STAGE				REUSE, RECOVERY RECYCLING
		A1 / A2 / A3	A4 Transport	A5 Installation	B1 Use	B2 Maintenance	B3 Repair	B4 Replacement	B5 Refurbishment	B6 Operational energy use	B7 Operational water use	C1 Deconstruction / demolition	C2 Transport	C3 Waste processing	C4 Disposal	D Reuse, recovery, recycling
	Climate Change [kg CO2 eq.]	2,44E-02	3,80E-03	1,86E-02	0	0	0	0	0	0	0	0	5,85E-05	0	2,25E-02	-3,75E-04
	Climate Change (fossil) [kg CO2 eq.]	5,00E-02	3,80E-03	3,00E-03	0	0	0	0	0	0	0	0	5,85E-05	0	1,45E-03	1,04E-04
	Climate Change (biogenic) [kg CO2 eq.]	-2,57E-02	1,34E-06	1,56E-02	0	0	0	0	0	0	0	0	2,06E-08	0	2,10E-02	-4,80E-04
	Climate Change (land use change) [kg CO2 eq.]	5,30E-05	1,63E-07	2,76E-06	0	0	0	0	0	0	0	0	2,51E-09	0	6,57E-08	5,94E-07
	Ozone depletion [kg CFC-11 eq.]	7,31E-08	8,58E-10	3,75E-09	0	0	0	0	0	0	0	0	1,32E-11	0	6,17E-11	2,11E-11
	Acidification terrestrial and freshwater [Mole of H+ eq.]	2,42E-04	1,30E-05	1,58E-05	0	0	0	0	0	0	0	0	2,00E-07	0	2,37E-06	1,74E-06
	Eutrophication freshwater [kg P eq.]	5,23E-04	4,51E-05	4,07E-05	0	0	0	0	0	0	0	0	6,95E-07	0	6,75E-06	4,48E-06
	Eutrophication marine [kg N eq.]	4,85E-05	4,11E-06	1,02E-05	0	0	0	0	0	0	0	0	6,32E-08	0	1,40E-05	1,02E-06
	Eutrophication terrestrial [Mole of N eq.]	1,76E-06	5,19E-09	9,29E-08	0	0	0	0	0	0	0	0	7,99E-11	0	2,90E-09	4,25E-08
	Photochemical ozone formation - human health [kg NMVOC eq.]	1,84E-04	1,24E-05	1,34E-05	0	0	0	0	0	0	0	0	1,91E-07	0	2,81E-06	8,88E-08
	Resource use, mineral and metals [kg Sb eq.] <sup>1</sup>	8,90E-07	2,78E-09	4,64E-08	0	0	0	0	0	0	0	0	4,28E-11	0	1,63E-09	4,46E-09
	Resource use, energy carriers [MJ] <sup>1</sup>	1,20E+00	5,21E-02	6,59E-02	0	0	0	0	0	0	0	0	8,02E-04	0	4,84E-03	-2,01E-03
	Water deprivation potential [m <sup>3</sup> world equiv.] <sup>1</sup>	3,80E-02	2,94E-05	2,13E-03	0	0	0	0	0	0	0	0	4,52E-07	0	2,72E-04	-1,25E-04

<sup>1</sup> The results of this environmental impact indicator shall be used with care as the uncertainties on these results are high or as there is limited experienced with the indicator


## Resources Use

Resources Use indicators	PRODUCT STAGE	CONSTRUCTION STAGE		USE STAGE							END OF LIFE STAGE			D REUSE, RECOVERY, RECYCLING	
	A1 / A2 / A3	A4 Transport	A5 Installation	B1 Use	B2 Maintenance	B3 Repair	B4 Replacement	B5 Refurbishment	B6 Operational energy use	B7 Operational water use	C1 Deconstruction / demolition	C2 Transport	C3 Waste processing	C4 Disposal	D Reuse, recovery, recycling
 Use of renewable primary energy (PERE) [MJ]	5,18E-01	1,40E-04	2,72E-02	0	0	0	0	0	0	0	0	2,15E-06	0	4,55E-04	9,70E-03
 Primary energy resources used as raw materials (PERM) [MJ]	2,43E-01	0	-1,17E-02	0	0	0	0	0	0	0	0	0	0	0	-7,16E-03
 Total use of renewable primary energy resources (PERT) [MJ]	7,61E-01	1,40E-04	1,55E-02	0	0	0	0	0	0	0	0	2,15E-06	0	4,55E-04	2,54E-03
 Use of non-renewable primary energy (PENRE) [MJ]	7,32E-01	5,21E-02	4,23E-02	0	0	0	0	0	0	0	0	8,02E-04	0	4,84E-03	7,31E-03
 Non-renewable primary energy resources used as raw materials (PENRM) [MJ]	4,73E-01	0	1,80E-02	0	0	0	0	0	0	0	0	0	0	0	-3,82E-03
 Total use of non-renewable primary energy resources (PENRT) [MJ]	1,20E+00	5,21E-02	6,03E-02	0	0	0	0	0	0	0	0	8,02E-04	0	4,84E-03	3,49E-03
 Input of secondary material (SM) [kg]	0	0	0	0	0	0	0	0	0	0	0	0	0	0	-5,57E-04
 Use of renewable secondary fuels (RSF) [MJ]	0	0	0	0	0	0	0	0	0	0	0	0	0	0	0,00E+00
 Use of non-renewable secondary fuels (NRSF) [MJ]	0	0	0	0	0	0	0	0	0	0	0	0	0	0	0,00E+00
 Use of net fresh water (FW) [m3]	9,39E-04	6,84E-07	5,24E-05	0	0	0	0	0	0	0	0	1,05E-08	0	6,33E-06	-3,40E-06



## Waste Category & Output flows

Waste Category & Output Flows	PRODUCT STAGE	CONSTRUCTION STAGE		USE STAGE							END OF LIFE STAGE				D REUSE, RECOVERY, RECYCLING
	A1 / A2 / A3	A4 Transport	A5 Installation	B1 Use	B2 Maintenance	B3 Repair	B4 Replacement	B5 Refurbishment	B6 Operational energy use	B7 Operational water use	C1 Deconstruction / demolition	C2 Transport	C3 Waste processing	C4 Disposal	D Reuse, recovery, recycling
 Hazardous waste disposed (HWD) [kg]	5,55E-07	1,43E-07	4,00E-08	0	0	0	0	0	0	0	0	2,21E-09	0	5,44E-09	3,49E-09
 Non-hazardous waste disposed (NHWD) [kg]	1,86E-02	8,52E-05	1,00E-02	0	0	0	0	0	0	0	0	1,31E-06	0	1,92E-02	6,72E-05
 Radioactive waste disposed (RWD) [kg]	1,22E-05	3,80E-07	6,91E-07	0	0	0	0	0	0	0	0	5,86E-09	0	3,37E-08	-4,14E-07
 Components for re-use (CRU) [kg]	0	0	0	0	0	0	0	0	0	0	0	0	0	0	0
 Materials for Recycling (MFR) [kg]	0	0	7,22E-04	0	0	0	0	0	0	0	0	0	0	0	0
 Material for Energy Recovery (MER) [kg]	0	0	6,64E-04	0	0	0	0	0	0	0	0	0	0	0	0
 Exported electrical energy (EEE) [MJ]	0	0	8,46E-04	0	0	0	0	0	0	0	0	0	0	0	0
 Exported thermal energy (EET) [MJ]	0	0	1,78E-03	0	0	0	0	0	0	0	0	0	0	0	0

## Additional voluntary indicators from EN 15804 (according to ISO 21930:2017)

Environmental indicators	PRODUCT STAGE	CONSTRUCTION STAGE		USE STAGE							END OF LIFE STAGE				REUSE, RECOVERY RECYCLING
	A1 / A2 / A3	A4 Transport	A5 Installation	B1 Use	B2 Maintenance	B3 Repair	B4 Replacement	B5 Refurbishment	B6 Operational energy use	B7 Operational water use	C1 Deconstruction / demolition	C2 Transport	C3 Waste processing	C4 Disposal	D Reuse, recovery, recycling
 GWP-GHG [kg CO2 eq.] <sup>2</sup>	5,00E-02	3,80E-03	3,00E-03	0	0	0	0	0	0	0	0	5,85E-05	0	1,45E-03	1,04E-04

### Information on biogenic carbon content

Biogenic Carbon Content		PRODUCT STAGE
		A1 / A2 / A3
	Biogenic carbon content in product [kg]	5,74E-03
	Biogenic carbon content in packaging [kg]	1,26E-03

Note: 1 kg biogenic carbon is equivalent to 44/12 kg CO2.

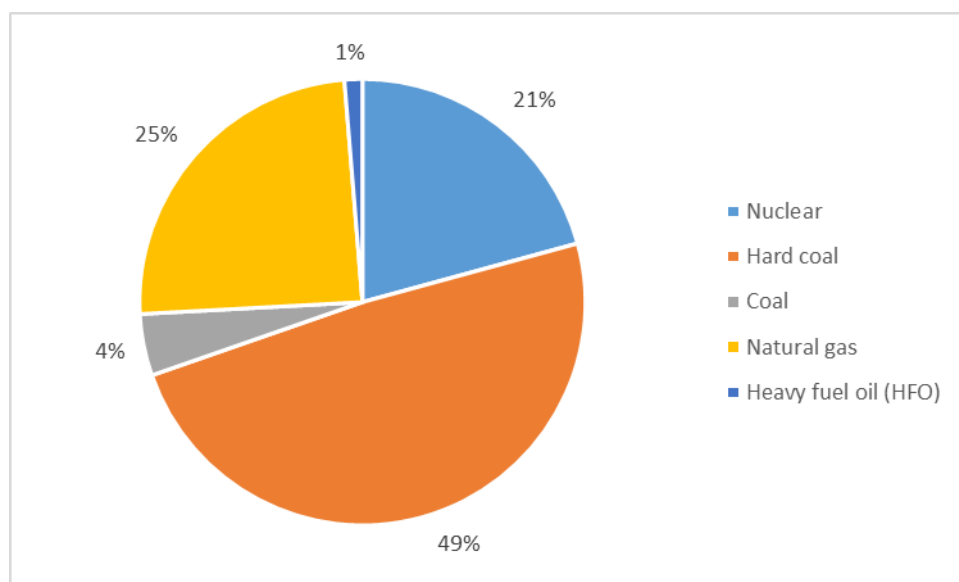
Biogenic carbon content in the product come from the paper in the liner and in the carrier components. Regarding packaging, biogenic carbon is quantified due to wooden pallets and cardboard production.

<sup>2</sup> This indicator accounts for all greenhouse gases except biogenic carbon dioxide uptake and emissions and biogenic carbon stored in the product. As such, the indicator is identical to GWP-total except that the CF for biogenic CO2 is set to zero.

## Additional information:

### Electricity information

TYPE OF INFORMATION	DESCRIPTION
Location	Representative of electricity residual mix consumed by the plant in Germany
Geographical representativeness description	Share of energy sources <ul style="list-style-type: none"><li>• Coal: 4%</li><li>• Hard coal: 49 %</li><li>• HFO: 1 %</li><li>• Natural gas: 25 %</li><li>• Nuclear: 21%</li></ul>
Reference year	2022
Type of dataset	Cradle to gate
Source	Dataset from Gabi 2022.1 database
CO <sub>2</sub> emission kg CO <sub>2</sub> eq. / kWh	0.68 kg of CO <sub>2</sub> eq/kWh Based on Climate Change - fossil indicator





## Environmental impacts according to EN 15804:2012 + A1

The following tables presents results of VARIO KB1 according to EN 15804+A1 for 1 linear metre of adhesive tape installed with a lifetime of 50 years.

Environmental impacts	PRODUCT STAGE	CONSTRUCTION STAGE		USE STAGE							END OF LIFE STAGE				REUSE, RECOVER Y, RECYCLI NG
	A1 / A2 / A3	A4 Transport	A5 Installation	B1 Use	B2 Maintenance	B3 Repair	B4 Replacement	B5 Refurbishment	B6 Operational energy use	B7 Operational water use	C1 Deconstruction / demolition	C2 Transport	C3 Waste processing	C4 Disposal	D Reuse, recovery, recycling
Global Warming Potential (GWP) [kg CO <sub>2</sub> eq.]	4,78E-02	3,77E-03	3,81E-03	0	0	0	0	0	0	0	0	5,81E-05	0	2,50E-03	0
Ozone depletion (ODP) [kg CFC 11eq.]	9,56E-08	6,79E-10	4,87E-09	0	0	0	0	0	0	0	0	1,04E-11	0	5,13E-11	0
Acidification potential (AP) [kg SO <sub>2</sub> eq.]	2,06E-04	1,00E-05	1,32E-05	0	0	0	0	0	0	0	0	1,54E-07	0	2,40E-06	0
Eutrophication potential (EP) [kg (PO <sub>4</sub> ) <sub>3</sub> -eq.]	7,79E-05	2,62E-06	7,86E-06	0	0	0	0	0	0	0	0	4,03E-08	0	7,26E-06	0
Photochemical ozone creation (POCP) - [kg Ethylene eq.]	2,30E-05	6,97E-07	1,49E-06	0	0	0	0	0	0	0	0	1,07E-08	0	6,46E-07	0
Abiotic depletion potential for non-fossil resources (ADP-elements) [kg Sb eq.]	8,96E-07	2,80E-09	4,72E-08	0	0	0	0	0	0	0	0	4,31E-11	0	1,66E-09	0
Abiotic depletion potential for fossil resources (ADP-fossil fuels) [MJ]	6,32E-01	5,19E-02	3,69E-02	0	0	0	0	0	0	0	0	7,99E-04	0	4,31E-03	0

## References

1. ISO 14040:2006: Environmental Management-Life Cycle Assessment-Principles and framework.
2. ISO 14044:2006: Environmental Management-Life Cycle Assessment-Requirements and guidelines.
3. ISO 14025:2006: Environmental labels and Declarations-Type III Environmental Declarations-Principles and procedures.
4. The general program instructions (GPI) for the international EPD® ((version 4.0:2021) [www.environdec.com](http://www.environdec.com)).
5. PCR 2019:14 Construction products V1.2.5
6. EN 15804:2019+A2:2019/AC:2021 - Sustainability of construction works - Environmental product declarations - Core rules for the product category of construction products
7. European Chemical Agency, Candidate List of substances of very high concern for Authorization.  
[http://echa.europa.eu/chem\\_data/authorisation\\_process/candidate\\_list\\_table\\_en.asp](http://echa.europa.eu/chem_data/authorisation_process/candidate_list_table_en.asp)
8. LCA report for VARIO adhesive tapes for Saint-Gobain ISOVER, 2023